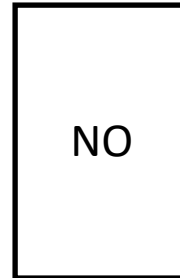


4-H Poster Contest

4-H poster Contest Rules

1. Your poster must be 14x22 inches, or half the size of a full sheet of poster board!
2. Make your poster horizontally, not vertically.



3. Your theme must relate to 4-H.
4. do not use famous or copyright characters, such as Sponge Bob or Mickey Mouse.
5. You may use crayons, markers, paint, or even the computer to design your poster.
6. Make sure nothing sticks up on your poster more than 1/8".
7. Be Creative, neat, and colorful.
8. On the back of your poster, be sure to put your first and last name, school, teacher, and grade!
9. Your poster should promote 4-H, so be

Posters Receiving first place ribbons from your school will be entered in the county 4-H poster contest. The top 3 county posters will advance to the state contest!

4-H Poster Are due _____!

4-H Poster Contest


Clues

Across

1. A shape that must be on your 4-H poster.
4. An artistic outline around all or part of your poster.
5. Artistic arrangement of shapes and colors.
10. Creative work that results in paintings and statues.
11. Make a picture with a pen or pencil.
12. Make one of the 4-H art contest.
13. The Main Idea.

Down

1. Using your imagination.
2. What you see in a rainbow.
3. These colors really catch the eye.
6. Why you have to ask before you can use popular cartoon



The 4-H Colors

The 4-H colors are **green** and **white**. Green is the most common color in nature and represents youth, life and

The 4-H Emblem


The National 4-H emblem is a green **four leaf clover** with a white "H" on each leaf. The four leaf clover signifies "Good Luck." The H's stand for **Head, Heart, Hands and Health**.

Example Posters



4-H Poster Planner

Create a template for your poster in the box below... If you can't create one using real poster board and markers, you can get a green ribbon by providing a DETAILED example of the poster you planned to make. Two stick figures and no slogan are examples of unacceptable work and lacking great detail.

A large, empty rectangular box with a black border, intended for the student to create a poster template. The box is oriented horizontally and occupies the lower half of the page.